










A106

Mode d'emploi

Accessoires d'installation

Code	Kit de montage	Taille	Quantité par paquet
A		∅15*12	41
B		∅8*30	12
C		∅4*14	16
D		416mm Distance du trou	2
E		M4*25	4
F			2
G		L=350	1
H		∅4*25	5
I		∅8	4
J			
K			
L			
M			

